



The deck, before work began to prepare it for the lift for the handicap scooters. Big project!



Mike installed first new post



Two sections of sidewalk had to be broken, removed and replaced with new concrete (right), making it more negotiable for the scooters.




Mike hard at work



To make more room we moved the air conditioner to east side of house (below)



New lumber covers hole




Mike completes the 6 x 10 ft. concrete pad



Sliding gate is installed



Nice triangle for Mary's flowers eh?



Karen & Chad volunteer to paint


The two photos to the right show how I raised the porch area by adding another 'layer' of 2x6's, and the approach ramp leading to them. Made entering the back door much more convenient.



The LIFT is installed!



After trying the scooters on the new lift, it was decided we needed an additional two feet of concrete, making the final size 6 x 12 feet.... just right!



Mary's first use of the lift



Our sincere thanks to Tim of Voc. Rehab and Tracy of Easter Seals for their dedication and determination to get it right. They kept at it 'till everything worked nicely. Thanks so much folks! (Jan. thru May, 2006)